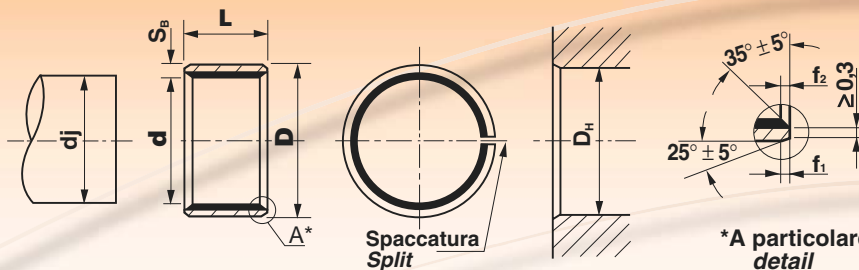


Boccole SF-1B

Misure metriche

SF-1B Bushes

Metric sizes



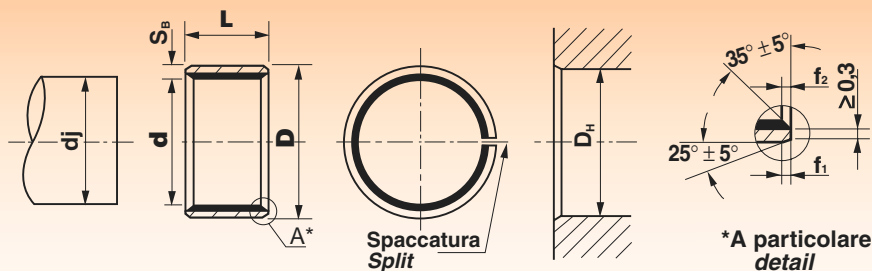
Dimensioni (mm.) Dimensions (mm.)			Peso Weight (g)
d	D	L ±0,25	
2	3,5	3	0,15
		5	0,25
3	4,5	3	0,20
		4	0,25
		5	0,30
4	5,5	6	0,40
		3	0,20
		4	0,30
		5	-
5	7	6	0,60
		7	-
		8	-
		10	0,80
		4	-
6	8	5	0,70
		6	-
		7	-
		8	1,10
7	9	10	1,40
		4	-
		5	-
		6	0,90
8	10	7	-
		8	1,40
		10	1,70
		12	2,50
		15	-
10	12	6	-
		7	-
		8	2,00
		10	2,50
		12	2,90
12	14	15	3,80
		20	5,30
		6	-
		8	2,00
13	15	10	3,00
		12	3,70
		15	4,70
		20	6,10
		25	7,60

Dimensioni (mm.) Dimensions (mm.)			Peso Weight (g)
d	D	L ±0,25	
13	15	10	3,20
		15	-
		20	-
14	16	5	-
		10	3,50
		12	4,30
		14	-
		15	5,40
15	17	20	7,10
		25	8,80
		8	-
		10	3,70
		12	4,50
16	18	15	5,70
		20	7,60
		25	9,40
		5	-
17	19	10	4,00
		12	4,80
		15	6,10
		20	8,10
		25	10,10
18	20	10	-
		12	-
		15	6,70
		18	-
		20	8,90
20	22	25	11,10
		10	-
		15	-
		20	-
20	23	5	-
		10	7,70
		12	-
		15	11,60
		20	15,10
22	25	25	19,10
		30	23,00
		10	-
		12	-

Dimensioni (mm.) Dimensions (mm.)			Peso Weight (g)
d	D	L ±0,25	
22	25	20	16,60
		25	21,10
		30	25,20
24	27	15	13,50
		20	17,90
		25	22,80
		30	27,10
24	28	15	-
		20	-
		24	-
		25	-
		30	-
25	28	5	-
		10	-
		12	-
		15	14,20
		20	19,00
		25	23,90
28	32	30	28,40
		40	-
		50	47,70
		12	-
		15	-
30	34	20	28,80
		25	-
		28	-
		30	44,00
		40	-
30	34	10	-
		12	-
		15	22,90
		20	30,90
		25	38,50
		30	46,10
32	36	32	-
		40	-
		8	-
		20	-
35	39	30	48,90
		40	65,30
		12	-
		15	-
		20	35,40
35	39	25	-
		30	52,70
		35	-
		40	70,80
		50	88,80

Boccole SF-1B
Misure metriche

SF-1B Bushes
Metric sizes



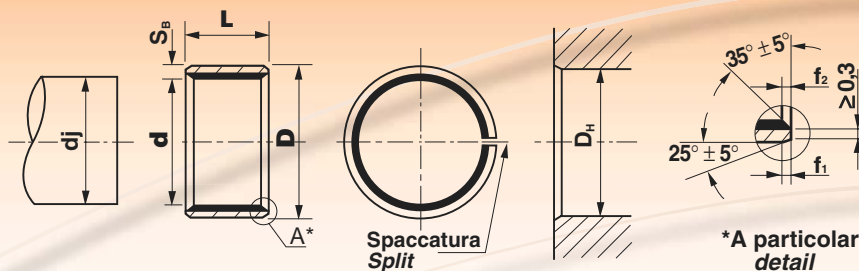
Dimensioni (mm.) Dimensions (mm.)			Peso Weight (g)
d	D	L ^{±0,25}	
37	41	20	-
38	42	15	-
		20	-
		25	-
		30	-
		38	-
		40	-
40	44	12	-
		15	-
		20	40,00
		25	-
		30	60,20
		40	81,00
		45	-
45	50	50	101,00
		20	-
		25	-
		30	86,20
		40	113,00
		45	-
50	55	50	143,50
		20	71,00
		25	-
		30	95,00
		40	126,50
		50	-
		60	188,00
55	60	20	-
		25	-
		30	-
		40	137,70
		50	-
		55	-
		60	207,00
		65	-
60	65	20	-
		25	-
		30	113,00
		40	149,70
		50	-
		55	-
		60	225,60
		70	264,50
65	70	30	-
		40	-
		50	204,30
		60	-
		65	-
		70	284,00

Dimensioni (mm.) Dimensions (mm.)			Peso Weight (g)
d	D	L ^{±0,25}	
70	75	30	-
		40	174,00
		50	217,50
		60	-
		70	305,00
		80	-
75	80	30	-
		40	-
		50	173,90
		60	208,70
		70	-
		75	-
80	85	80	374,10
		40	197,00
		50	-
		60	296,70
		70	-
		80	394,60
85	90	100	492,50
		30	-
		40	-
		50	-
		60	313,30
		80	-
90	95	85	-
		100	525,00
		40	-
		50	277,00
		60	333,00
		80	-
95	100	90	-
		100	551,00
		20	-
		50	-
		60	351,00
		80	-
100	105	95	-
		100	583,00
		50	-
		60	388,00
		70	-
		80	-
105	110	100	-
		100	-
		115	742,00
		60	370,00
		80	-
		100	-

Dimensioni (mm.) Dimensions (mm.)			Peso Weight (g)
d	D	L ^{±0,25}	
105	110	115	712,00
110	115	50	-
		60	410,00
		80	-
		100	-
		115	775,00
		115	-
115	120	50	350,00
		60	400,00
		70	450,00
		115	-
120	125	50	-
		60	435,00
		70	-
		80	-
		100	730,00
		120	-
125	130	60	-
		100	760,00
		115	-
		125	-
130	135	50	-
		60	470,00
		80	-
		100	795,00
		130	-
		130	-
135	140	60	490,00
		80	652,00
		100	-
140	145	50	-
		60	515,00
		80	-
		100	855,00
		120	-
		140	-
145	150	60	-
		100	-
		100	-
150	155	50	-
		60	550,00
		80	730,00
		100	915,00
		150	-
		150	-
155	160	60	-
		100	-
		100	-
160	165	60	776,00
		80	-
		100	970,00
		115	-
		160	-
		160	-

Boccole SF-1B
Misure metriche

SF-1B Bushes
Metric sizes



Dimensioni (mm.) Dimensions (mm.)			Peso Weight (g)
d	D	L $\pm 0,25$	
165	170	60	-
		100	-
170	175	60	-
		100	-
175	180	60	-
		100	-
180	185	60	-
		80	-
		100	1.100,00
		180	-
190	195	60	-
		80	-
		100	-
		190	-
200	205	60	-
		80	-

Dimensioni (mm.) Dimensions (mm.)			Peso Weight (g)
d	D	L $\pm 0,25$	
200	205	100	1.220,00
		200	-
205	210	60	-
		100	-
210	215	60	-
		100	-
215	220	60	-
		100	-
		100	-
220	225	60	-
		80	-
		100	1.320,00
		220	-
230	235	60	-
		100	-
240	245	60	-
		100	-

Dimensioni (mm.) Dimensions (mm.)			Peso Weight (g)
d	D	L $\pm 0,25$	
250	255	60	-
		80	-
		100	1.495,00
		250	-
260	265	80	-
		100	-
		260	-
280	285	60	-
		80	-
		100	-
		280	-
300	305	60	-
		80	-
		100	1.760,00
		300	-
-	-	-	-

Per ordinare specificare: SF-1B + d + L

For order, please specify: SF-1B + d + L

Tolleranze di montaggio raccomandate:

Recommended mounting tolerances:

Albero:

$\leq 4 = h 6$

da 5 \diamond a 75 = f7

$\geq 80 = h 8$

Foro:

$\leq 5,5 = H 6$

$\geq 7 = H 7$

Shaft:

$\leq 4 = h 6$

from 5 \diamond to 75 = f7

$\geq 80 = h 8$

Bore:

$\leq 5,5 = H 6$

$\geq 7 = H 7$

Possono essere fornite boccole a disegno per quantità.

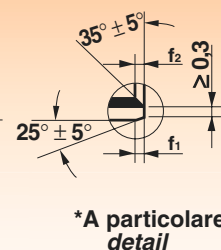
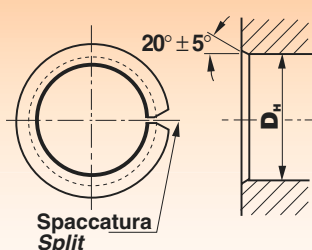
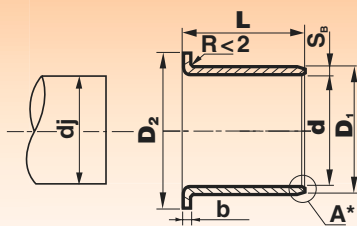
Bushes width other than listed may also be supplied to special order.

Boccole flangiate SF-1B F

Misure metriche

SF-1B F Flanged bushes

Metric sizes



*A particolare detail

Sigla Designation	Dimensioni (mm.) Dimensions (mm.)					Peso Weight (g)
	d	D ₁	D ₂ ^{±0,50}	L ^{±0,25}	b ^{-0,2}	
F 3-4	3	4,5	7	4	0,75	-
F 4-4	4	5,5	9	4	0,75	-
F 4-5				5		
F 4-6				6		
F 4-7				7		
F 4-8				8		
F 5-4	5	7	10	4	1	-
F 5-5				5		
F 5-6				6		
F 5-7				7		
F 5-8				8		
F 6-4	6	8	12	4	1	0,9
F 6-7				7		1,6
F 6-8				8		1,7
F 8-5,5	8	10	15	5,5	1	1,7
F 8-6				6		-
F 8-7,5				7,5		2,1
F 8-8				8		-
F 8-9,5				9,5		2,5
F 8-10				10		-
F 10-7	10	12	18	7	1	2,5
F 10-9				9		2,9
F 10-12				12		3,8
F 10-17				17		5,4
F 12-7				12		14
F 12-8	8	-				
F 12-9	9	3,7				
F 12-12	12	4,7				
F 12-15	15	-				
F 12-17				17		6,1
F 14-12	14	16	22	12	1	5,4
F 14-17				17		7,1
F 15-9				9		4,4
F 15-12	15	17	23	12	1	5,7
F 15-17				17		7,7
F 16-12	16	18	24	12	1	6
F 16-17				17		8,3
F 18-12	18	20	26	12	1	6,7
F 18-17				17		8,9
F 18-20				20		-
F 18-22				22		11,1
F 20-11,5				20		23
F 20-12	12	-				
F 20-15	15	-				
F 20-16,5	16,5	15,1				

Sigla Designation	Dimensioni (mm.) Dimensions (mm.)					Peso Weight (g)
	d	D ₁	D ₂ ^{±0,50}	L ^{±0,25}	b ^{-0,2}	
F 20-17	20	23	30	17	1,5	-
F 20-21,5				21,5		19,1
F 20-22				22		-
F 22-15	22	25	32	15	1,5	-
F 22-20				20		
F 25-11,5	25	28	35	11,5	1,5	14,2
F 25-12				12		-
F 25-16,5				16,5		19
F 25-17				17		-
F 25-21,5				21,5		23,9
F 25-22				22		-
F 30-16	30	34	42	16	2	30,9
F 30-26				26		46,1
F 35-16	35	39	47	16	2	35,4
F 35-26				26		52,7
F 40-16	40	44	53	16	2	-
F 40-26				26		60
F 40-40				40		-
F 45-16	45	50	60	16	2,5	-
F 45-20				20		
F 45-25				25		
F 45-26				26		
F 45-30				30		
F 45-40	40					
F 50-20	50	55	65	20	2,5	-
F 50-30				30		
F 50-40				40		
F 55-30	55	60	70	30	2,5	-
F 55-40				40		
F 60-30	60	65	75	30	2,5	-
F 60-40				40		
F 65-30	65	70	80	30	2,5	-
F 65-40				40		
F 70-30	70	75	85	30	2,5	-
F 70-40				40		
F 75-30	75	80	90	30	2,5	-
F 75-40				40		
F 80-30	80	85	95	30	2,5	-
F 80-40				40		
F 85-30	85	90	100	30	2,5	-
F 85-40				40		
F 90-30	90	95	105	30	2,5	-
F 90-40				40		
F 95-30	95	100	110	30	2,5	-
F 95-40				40		

Per ordinare specificare: SF-1B + sigla

For order, please specify: SF-1B + designation

Tolleranze di montaggio raccomandate:

Recommended mounting tolerances:

Albero: f 7

Foro: H 7

Shaft: f 7

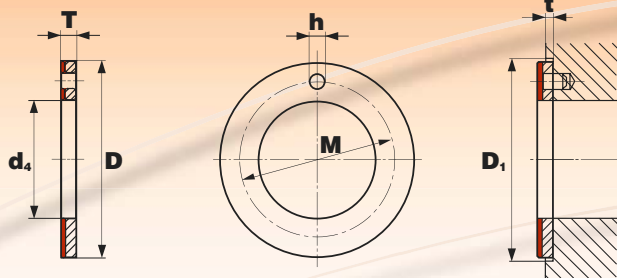
Bore: H 7

Ralle WC SF-1B

Misure metriche

WC SF-1B Thrust washers

Metric sizes



Diametro albero Shaft diameter	Sigla Designation	Dimensioni (mm.) Dimensions (mm.)				Dimensioni di montaggio (mm.) Mounting dimensions (mm.)			Peso Weight (g)	
		d_4 $+0,25$	D $-0,25$	T $-0,05$	M $\pm 0,2$	h $+0,4$ $+0,1$	t $\pm 0,2$	D_1 $+0,12$		
8	WC-1B 10	10	20	1,5	15	1,5	1	20	2,6	
10	WC-1B 12	12	24		18			24	3,8	
12	WC-1B 14	14	26		20	2		26	4	
14	WC-1B 16	16	30		23			30	5,5	
16	WC-1B 18	18	32		25	3		32	6	
18	WC-1B 20	20	36		28			36	8	
20	WC-1B 22	22	38		30	4		38	8,5	
22	WC-1B 24	24	42		33			42	-	
24	WC-1B 26	26	44		35	1,5		44	11,1	
25	WC-1B 28	28	48		38			48	13,3	
30	WC-1B 32	32	54		43	2		54	16,3	
35	WC-1B 38	38	62		50			62	21	
38	WC-1B 40	40	64		52			4	64	-
40	WC-1B 42	42	66		54				66	22,4
45	WC-1B 48	48	74	61	1,5		74	36,8		
50	WC-1B 52	52	78	65			78	38,8		
60	WC-1B 62	62	90	76		90	48,8			
88	WC-1B 90	90	130	110		5	2	130	-	

Per ordinare specificare: sigla

For order, please specify: designation

Consigliamo l'utilizzo di un perno o di una vite di arresto per evitare la rotazione. Il fermo deve essere incassato sotto il piano della ralla di almeno 0,25 mm.

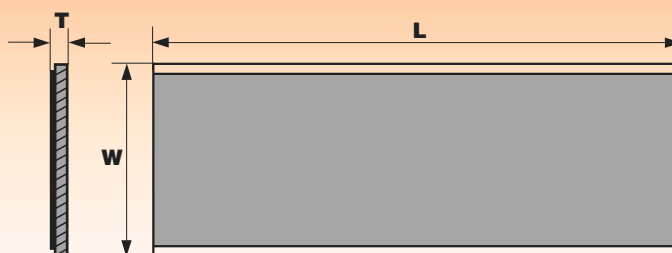
A dowel or counter grub screw should be used to prevent rotation, but the head must be recessed at least 0,25 mm. below the thrust washer surface.

Nastri NSTR-S (rivestimento in acciaio)

Misure metriche

NSTR-S Strips (steel covering)

Metric sizes



Sigla Designation	Dimensioni (mm.) - Dimensions (mm.)			Peso Weight (g)
	Lunghezza Length L ± 1	Altezza Width W ± 1	Spessore Thickness T -0.05	
NSTR-S 050125	500	125	0,50	-
NSTR-S 075125	500	125	0,75	-
NSTR-S 100125	500	125	1,0	-
NSTR-S 150125	500	125	1,5	-
NSTR-S 200125	500	125	2,0	-
NSTR-S 250125	500	125	2,5	-
NSTR-S 300125	500	125	3	-

Per ordinare specificare: sigla

For order, please specify: designation

Su richiesta disponibili:

- con rivestimento in bronzo (NSTR-B)
- versione SFB090 (NSTR SFB090)

Under request, available also:

- with bronze covering (NSTR-B)
- SFB090 version (NSTR SFB090)